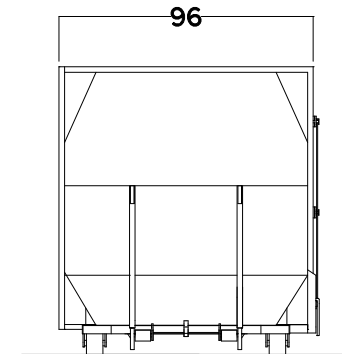
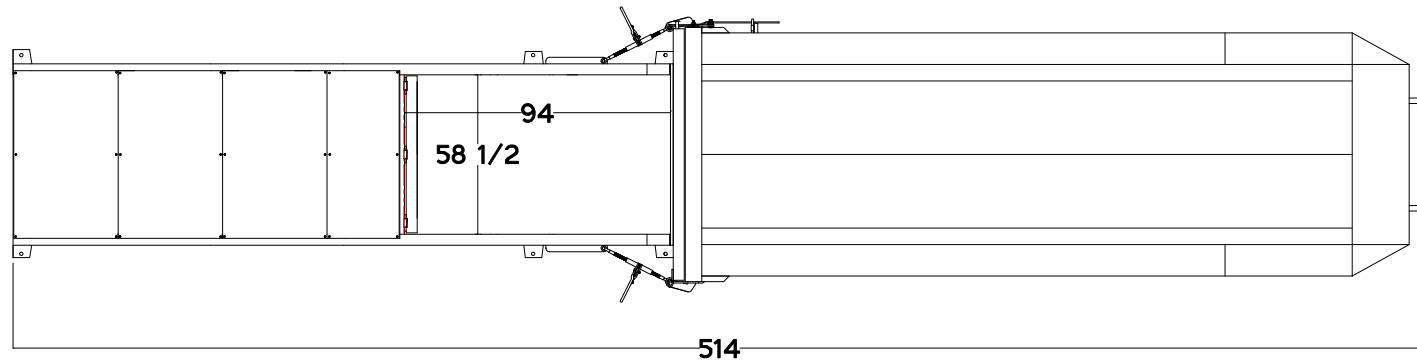
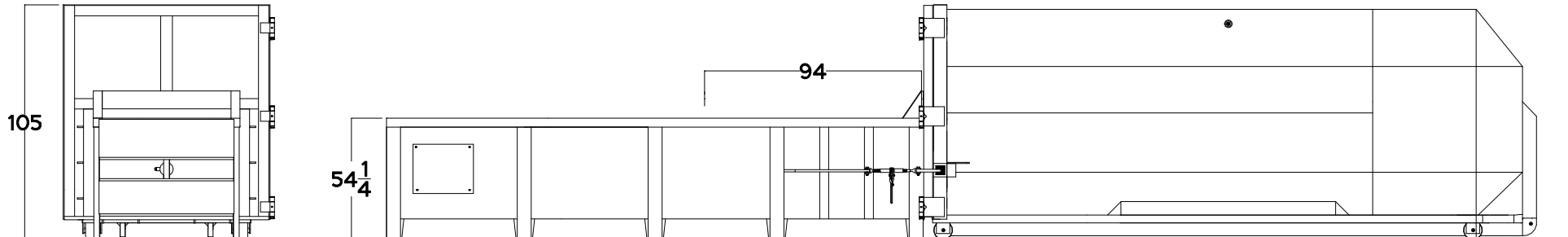


S-500 (WITH CC-40)

TOP VIEW



RIGHT SIDE VIEW



NOTE: DIMENSIONS ARE NOMINAL. THEY ARE A CLOSE REPRESENTATION OF ACTUAL WELDED ASSEMBLIES AND MAY CHANGE WITHOUT NOTICE.

DESCRIPTION: **S-500 COMPACTOR WITH CC-40**



THIS DRAWING CONTAINS
CONFIDENTIAL &
PROPRIETARY INFORMATION
AND SHALL NOT BE
DISCLOSED OR COPIED
WITHOUT THE EXPRESSED,
WRITTEN PERMISSION OF
FLEETGENIUS, LLC.

DRAWN BY:	M. CARLIN	DATE	12/1/15
APPROVED BY:		DATE	
		PAGE	
DWG#	S500-002-S	REV.	REV.